

TECHNICAL SOURCE GUIDE

PNEUMATIC CYLINDERS AND THEIR USE AS PLATFORM LOCKS

by Roy C. Hoglund, University of Wisconsin Oshkosh

- Pneumatic cylinders (actuators) have been used in platform control for the stage for over twenty years. However, many serious problems have plagued the users — the size of the cylinders was usually large and difficult to place inside of platforms, it was difficult to provide enough air supply pressure and volume to engage the cylinder without connecting a supply hose, and the high level of sound when pressure was released was a deterrent.
- The Pancake® Cylinder (a tradename used by Fabco-Air Inc.) is a short-stroke, large-bore pneumatic cylinder which addresses the problem of size. Its smallest cylinder, at 2-3/4" in length with a 1-1/2" bore, can produce 124 lbs. of push power using 60 lbs. of air pressure. This means that, typically, only two cylinders of this size are needed to secure a standard 4 x 8 fixed-castered platform. It is important to note that bore size and air pressure are directly related to the lift strength of a cylinder. Bore area in inches square multiplied by pounds per square inch in applied air pressure is the equation used to estimate the lift of a pneumatic cylinder.
- The double-acting design of a pneumatic cylinder makes it necessary to have two air pressure lines connected to each cylinder. One line is used to deliver the air pressure to push the cylinder in one direction, and the other is the line used to deliver the air pressure to retract the cylinder back to its starting position. The cylinder usually requires greater pressure to push the cylinder than is required to retract the cylinder.
- Although cylinders are available in many different sizes and configurations, that which is typically used will have a rod with a female-threaded end to accommodate any number of attachments that may be required. For platform use, a foot with a rubber pad is desirable to prevent the foot of the rod from slipping when the cylinder is in the down or locking position. Single-acting cylinders have a spring retractor to return the cylinder to its original position after the air pressure has been released.
- Manufacturers suggest that a nonrotating cylinder be used in cases where rotation of the unit is undesirable. The nonrotating cylinder has two rods within the unit guiding the cylinder travel. This prevents rotation when the cylinder is in the engaged position.
- Another component required in the use of cylinders in platforms is a small high pressure air supply. Very small air supply containers, such as emergency air supply containers able to hold 1000 psi, can be acquired from some army surplus distributors. It is also possible to obtain more expensive versions, which hold lower psi, from medical supply distributors. The typical small, low psi container comes in cylinder or pancake shapes. The heights can range from 7-3/4" to 8" in a variety of lengths. The tank must be able to hold 124 psi and enough volume to accomplish the task desired.
- To create an avenue through which the pressurized air can travel, a plastic tube and fittings are necessary. The polyethylene plastic tube, which works best, and fittings should be rated at least to 120 lbs. of pressure and can usually be purchased from a hardware store or a local Grainger distributor. Typical fittings usually require an insert sleeve and a compression nut to lock the tube in place. It also requires small wrenches for installation in tight places.
- Camozzi Pneumatics has a line of fittings, called Super-Rapid Pro-Fit, which are designed with a spring-loaded collar that allows the plastic tube to be inserted into the fitting without using a wrench. To release the plastic tube, the spring-loaded collar is depressed and the tube is pulled out. These fittings, although more expensive than the usual fittings, can cut installation time in half.
- Other items necessary in the installation of a pneumatic cylinder system for locking platforms in place are a two-position, four-way valve, an adjustable regulator, and a noise suppressor at the end of the air release line. Many of these items can be acquired from the same companies which sell the pneumatic cylinders. See illustration for typical design of pneumatic locks.
- For exact sizes and psi requirements for your specifications, contact one of the manufacturers listed below.

American Cylinder Co.	Camozzi Pneumatics	Fabco-Air	Numatic Actuator
Peotone, IL 60468	PO Box 59974	PO Box 5159	7106 Crossroads Blvd.,
Phone: 708-258-3935	11111 Zodiac Lane	Gainesville, FL 32602	Suite 216
Fax: 708-258-3980	Dallas, TX 75229-1974	Phone: 904-375-3578	Brentwood, TN 37027
	Phone: 214-247-5411	Fax: 904-375-8024	Phone: 615-370-4440
	Fax: (214) 247-5178		Fax: 615-370-0538

SHARE YOUR SOLUTIONS
WITH THE
"TECHNICAL SOURCE GUIDE"

your name

company/institution

address

city/state/zip

telephone

Name of product/technique:

Date the product/technique was
used:

Name, address and telephone
number of product manufacturer:

(continue on reverse)

TECHNICAL SOURCE GUIDE

• A Project of the USITT Technical
Production Commission

#17 - Pneumatic Platforms

Editor: Roy Hoglund

Associate Editors: Elbin Cleveland,
Jonathan Darling, Martin Gwinup

Technical Source Guide
514 West Parkway Boulevard
Appleton, WI 54911
414-424-7051

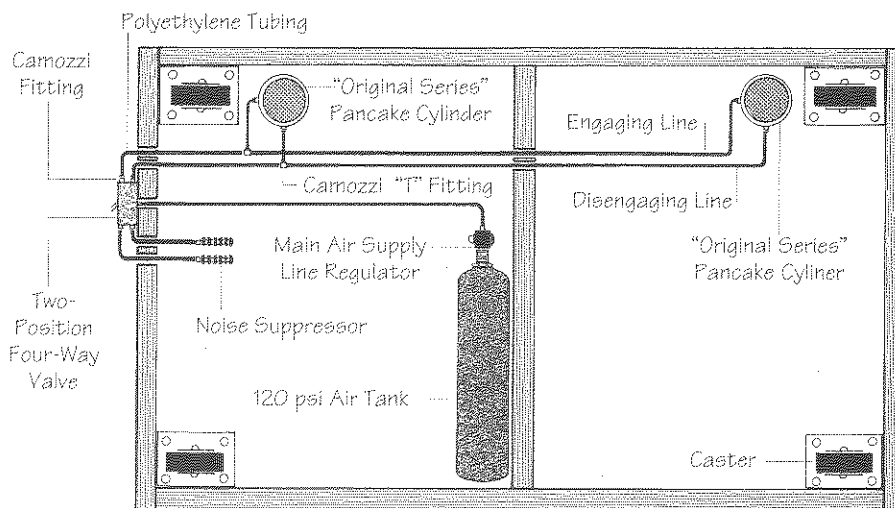
Disclaimer: The publisher does not assume any liability
resulting from the use of the information contained in
this document. Neither Sightlines nor USITT endorses
any product presented.

TECHNICAL SOURCE GUIDE

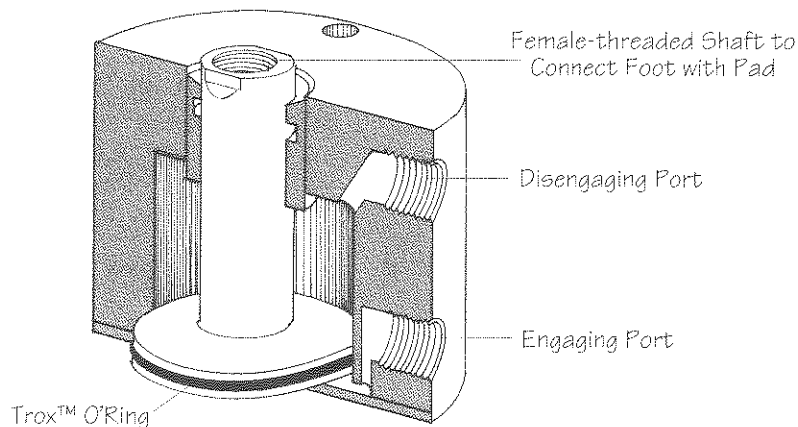
Please give description of product/technique—take into account length of time, special materials used in conjunction with product/technique, manpower needed, safety requirements, etc.:

PNEUMATIC CYLINDERS & THEIR USE AS PLATFORM LOCKS

BASIC LAYOUT OF PANCAKE PISTON STOPS FOR A PLATFORM



CUTAWAY DIAGRAMS OF CYLINDERS

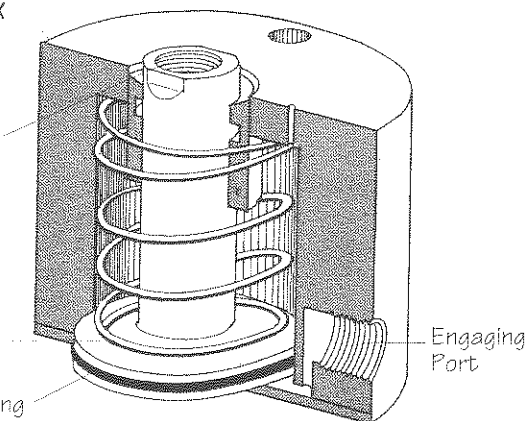


"Original Series" C-221X Pancake Cylinder

Female-threaded Shaft to Connect Foot with Pad

Retracting Spring

Trox™ O'Ring



"Original Series" C-2210 Spring-Retracted Pancake Cylinder

(Use this form or send the requested information to the "Technical Source Guide" Editor at the address listed on the front page of the "Guide.")

TECHNICAL SOURCE GUIDE

• A Project of the USITT Technical Production Commission

#17 - Pneumatic Platforms

Thank you for your participation in the "Technical Source Guide!"

RICHARD
CAPITAL BEARING

226-7251